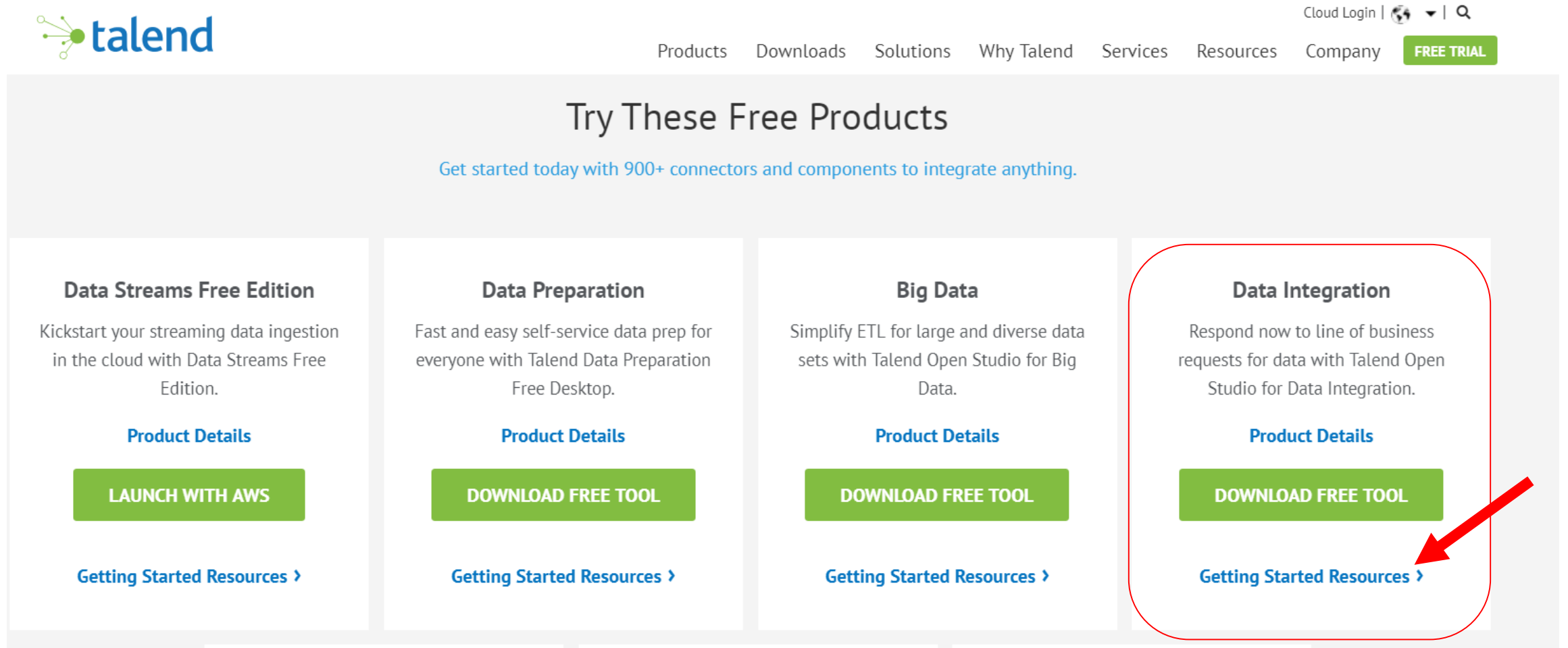





Talend Open Studio for Data Integration

<https://www.talend.com/download/> - Select “Getting Started Resources”



talend

Cloud Login |  |  | 

Products Downloads Solutions Why Talend Services Resources Company **FREE TRIAL**

Try These Free Products

Get started today with 900+ connectors and components to integrate anything.

Data Streams Free Edition

Kickstart your streaming data ingestion in the cloud with Data Streams Free Edition.

[Product Details](#)

LAUNCH WITH AWS

[Getting Started Resources >](#)

Data Preparation

Fast and easy self-service data prep for everyone with Talend Data Preparation Free Desktop.

[Product Details](#)

DOWNLOAD FREE TOOL

[Getting Started Resources >](#)

Big Data

Simplify ETL for large and diverse data sets with Talend Open Studio for Big Data.

[Product Details](#)

DOWNLOAD FREE TOOL

[Getting Started Resources >](#)

Data Integration

Respond now to line of business requests for data with Talend Open Studio for Data Integration.

[Product Details](#)

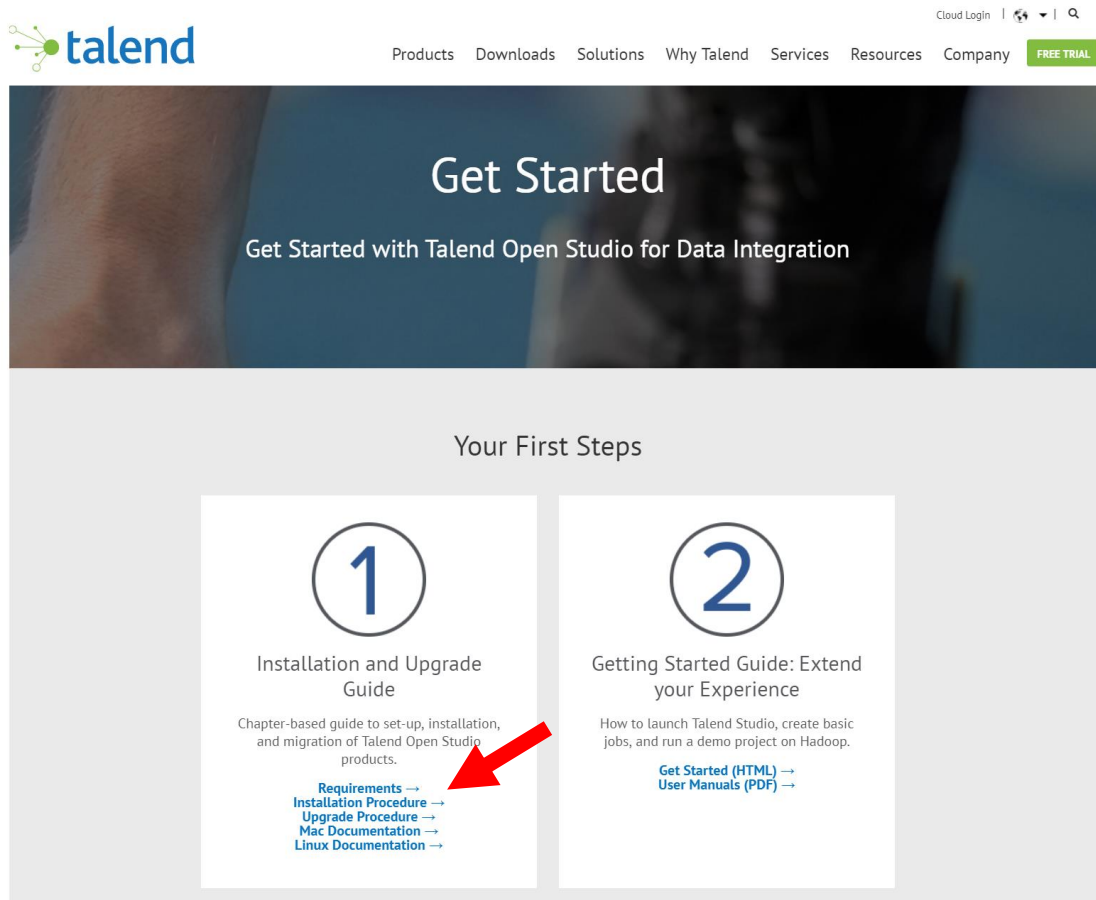
DOWNLOAD FREE TOOL

[Getting Started Resources >](#)

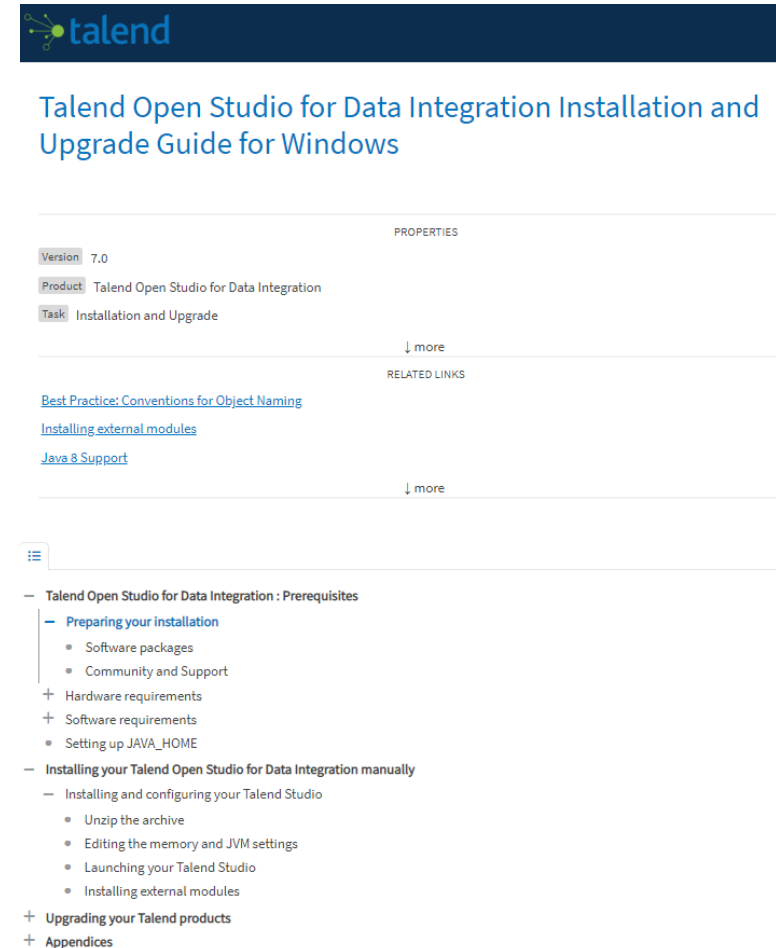
Talend Open Studio for Data Integration

[Get Started with Talend Open Studio for Data Integration](#)

[Talend Open Studio for Data Integration Installation and Upgrade Guide for Windows](#)



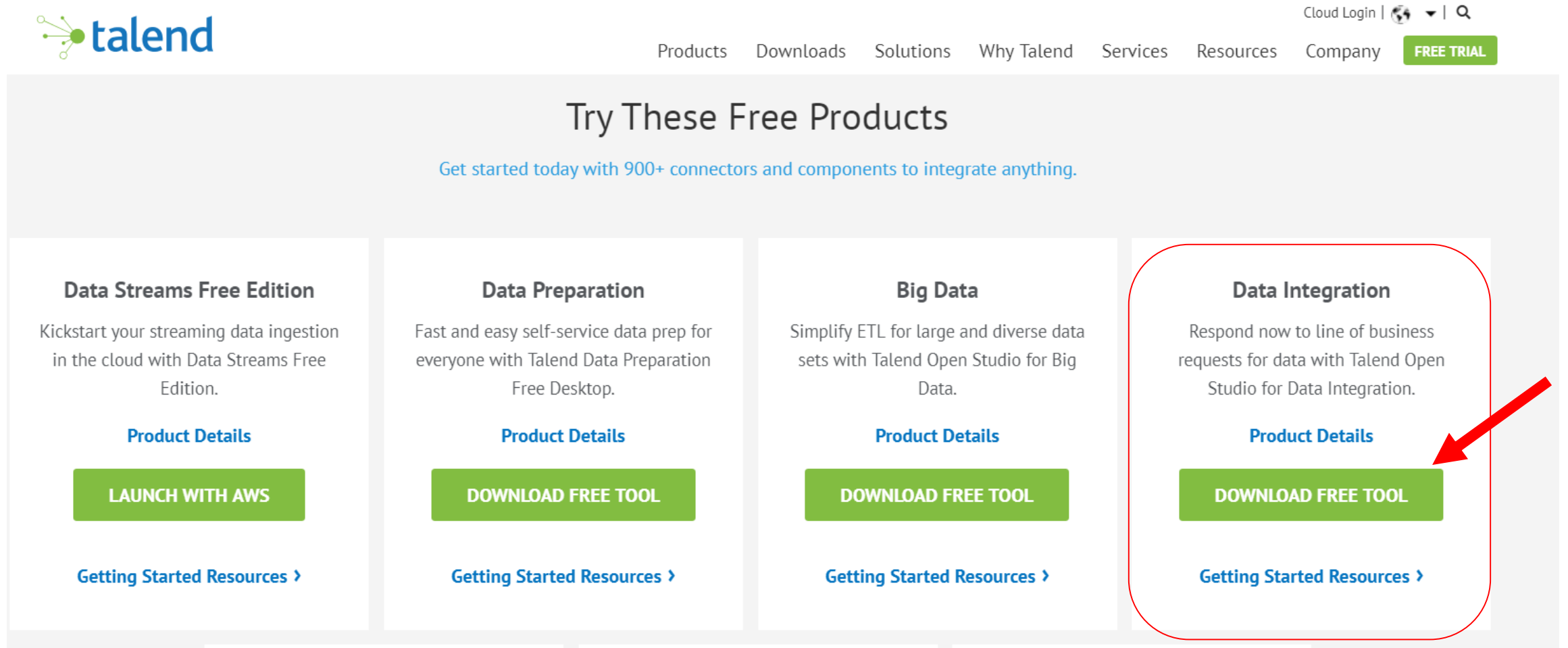
The screenshot shows the Talend website's 'Get Started' page. The header includes the Talend logo, navigation links (Products, Downloads, Solutions, Why Talend, Services, Resources, Company), and a 'FREE TRIAL' button. The main heading is 'Get Started' with the subtitle 'Get Started with Talend Open Studio for Data Integration'. Below this, the section 'Your First Steps' contains two cards. The first card, numbered '1', is titled 'Installation and Upgrade Guide' and describes a chapter-based guide to set-up, installation, and migration. It includes links for 'Requirements', 'Installation Procedure', 'Upgrade Procedure', 'Mac Documentation', and 'Linux Documentation'. A red arrow points to the 'Installation Procedure' link. The second card, numbered '2', is titled 'Getting Started Guide: Extend your Experience' and describes how to launch Talend Studio, create basic jobs, and run a demo project on Hadoop. It includes links for 'Get Started (HTML)' and 'User Manuals (PDF)'.






The screenshot shows the 'Talend Open Studio for Data Integration Installation and Upgrade Guide for Windows' page. The header includes the Talend logo and the page title. Below the title, there is a 'PROPERTIES' section with a table showing the Version (7.0), Product (Talend Open Studio for Data Integration), and Task (Installation and Upgrade). There are links for 'more' and 'RELATED LINKS' which include 'Best Practice: Conventions for Object Naming', 'Installing external modules', and 'Java 8 Support'. Below this, there is a table of contents with a tree view icon on the left. The table of contents includes sections for 'Talend Open Studio for Data Integration : Prerequisites', 'Preparing your installation' (with sub-items: Software packages, Community and Support, Hardware requirements, Software requirements, Setting up JAVA_HOME), 'Installing your Talend Open Studio for Data Integration manually' (with sub-items: Installing and configuring your Talend Studio (Unzip the archive, Editing the memory and JVM settings, Launching your Talend Studio, Installing external modules), Upgrading your Talend products, and Appendices).

Talend Open Studio for Data Integration

<https://www.talend.com/download/> - Select Download Free Tool



talend

Cloud Login |  |  | 

Products Downloads Solutions Why Talend Services Resources Company **FREE TRIAL**

Try These Free Products

Get started today with 900+ connectors and components to integrate anything.

Data Streams Free Edition

Kickstart your streaming data ingestion in the cloud with Data Streams Free Edition.

[Product Details](#)

LAUNCH WITH AWS

[Getting Started Resources >](#)

Data Preparation

Fast and easy self-service data prep for everyone with Talend Data Preparation Free Desktop.

[Product Details](#)

DOWNLOAD FREE TOOL

[Getting Started Resources >](#)

Big Data

Simplify ETL for large and diverse data sets with Talend Open Studio for Big Data.

[Product Details](#)

DOWNLOAD FREE TOOL

[Getting Started Resources >](#)

Data Integration

Respond now to line of business requests for data with Talend Open Studio for Data Integration.

[Product Details](#)

DOWNLOAD FREE TOOL

[Getting Started Resources >](#)

Talend Open Studio for Data Integration

<https://www.talend.com/products/data-integration/data-integration-open-studio/>



Cloud Login |  |  | 

Products

Downloads

Solutions

Why Talend

Services

Resources

Company

FREE TRIAL

OPEN STUDIO FOR DATA INTEGRATION

A powerful tool for any integration project.

DOWNLOAD

Talend Open Studio for Data Integration

<https://www.talend.com/products/data-integration/data-integration-open-studio/>



Cloud Login | | |

[Products](#) [Downloads](#) [Solutions](#) [Why Talend](#) [Services](#) [Resources](#) [Company](#)

[FREE TRIAL](#)

[Home](#) : Talend Open Studio for Data Integration

Thank you for downloading
Talend Open Studio for Data Integration

Get the Free User Guide!

Now that you have the leading open source solution for ETL,
make the most of it with a free User Guide.



Learn how to:

- Get started on new data integration projects
- Build business models
- Design and implement ETL jobs
- Manage metadata and much more!

Quickly master Talend Open Studio for Data Integration and unlock the business value in your data.

* Business Email:

[SUBMIT](#)

Talend Open Studio for Data Integration

Get Started with Talend Open Studio for Data Integration



Cloud Login | |

Products

Downloads

Solutions

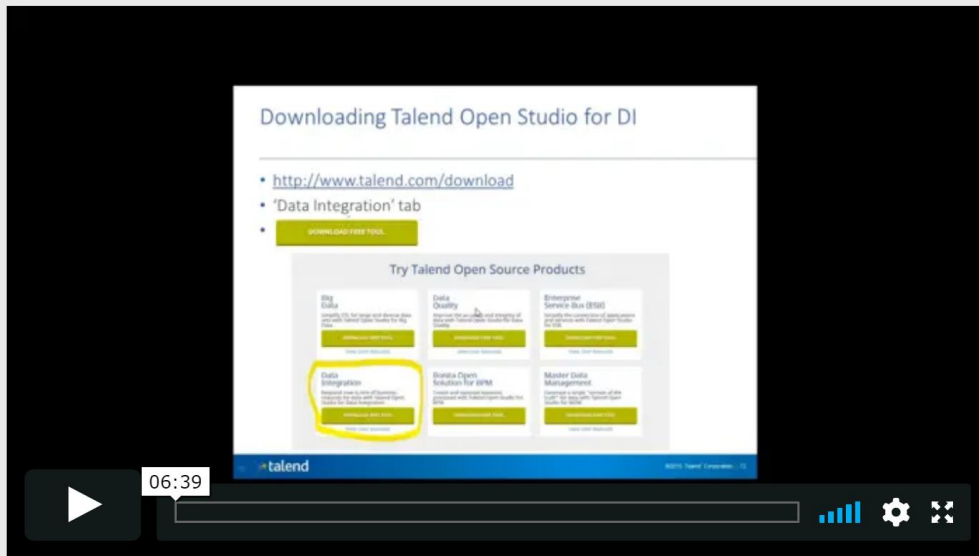
Why Talend

Services

Resources

Company

FREE TRIAL



How to Prepare Your Environment,
Download, and Install Talend Open
Studio for Data Integration

How to Start, Configure, and Create a
Project

How to Build and Test a Data
Enrichment ETL Job

Creating a Joblet

If you prefer video to
written (pdf/html)
installation instructions
then watch the first two
videos.